

## Supporting information

Interspecific and seasonal variations in crop pest consumption by bats in a bocage landscape. *Journal of Pest Science*. DOI: 10.1007/s10340-026-02036-y

Marcos Miñarro<sup>1</sup>, Daniel García<sup>2,3</sup>, José Javier Jiménez-Albarral<sup>1</sup>, Juan Carlos Illera<sup>3</sup>

<sup>1</sup> *Servicio Regional de Investigación y Desarrollo Agroalimentario (SERIDA), Ctra. AS-267, PK 19, E-33300, Villaviciosa, Asturias, Spain*

<sup>2</sup> *Departamento de Biología de Organismos y Sistemas, Universidad de Oviedo. C/Catedrático Rodrigo Uría s/n, E-33006 Oviedo, Asturias, Spain*

<sup>3</sup> *Biodiversity Research Institute (CSIC-Oviedo University-Principality of Asturias), University of Oviedo, Campus of Mieres, E-33006 Mieres, Asturias, Spain.*

**Table S1.** List of the 191 crop pest species detected in faecal samples of *Pipistrellus pipistrellus* (101 samples), *Rhinolophus ferrumequinum* (112) and *Rhinolophus hipposideros* (152) in Asturias, Spain. The number of occurrences of each pest species in samples and wPOO are given for each bat species, along with the vulnerable crops associated with each pest species and the corresponding bibliographic source that confirms the vulnerability.

Order	Family	Species	Crop	<i>P. pipistrellus</i> (N=101)	<i>R. ferrumequinum</i> (N=112)	<i>R. hipposideros</i> (N=152)	Bibliographic source		
Coleoptera	Apionidae	<i>Oxystoma pomonae</i>	Faba bean	0 / 0.000	0 / 0.000	1 / 0.002	2		
	Attelabidae	<i>Caenorhinus mannerheimi</i>	Hazel	0 / 0.000	0 / 0.000	1 / 0.001	2		
	Cerambycidae	<i>Exocentrus adspersus</i>	Chestnut, hazel, walnut	2 / 0.005	0 / 0.000	0 / 0.000	2		
		<i>Mesosa nebulosa</i>	Apple, chestnut, hazel, walnut	0 / 0.000	0 / 0.000	1 / 0.001	2		
	Chrysomelidae	<i>Batophila rubi</i>	Strawberry, blackberry	0 / 0.000	1 / 0.005	0 / 0.000	2		
	Curculionidae	<i>Curculio elephas</i>	Chestnut	0 / 0.000	13 / 0.032	1 / 0.001	1,2		
	Elateridae	<i>Agrypnus murinus</i>	Fruit trees, cultivated grasses	0 / 0.000	1 / 0.002	0 / 0.000	5		
	Diptera	Anthomyiidae	<i>Della platura</i>	Asparagus, cucumber, spinach...	2 / 0.005	0 / 0.000	3 / 0.002	2	
Bibionidae		<i>Dilophus febrilis</i>	Strawberry, hop	6 / 0.012	0 / 0.000	1 / 0.000	1		
Cecidomyiidae		<i>Macrolabis vicicola</i>	Lucerne	0 / 0.000	0 / 0.000	1 / 0.002	2		
		<i>Resseliella theobaldi</i>	Raspberry	1 / 0.002	0 / 0.000	0 / 0.000	2		
Drosophilidae		<i>Chymomyza amoena</i>	Chestnut, cherry	15 / 0.032	0 / 0.000	2 / 0.002	2		
		<i>Drosophila suzukii</i>	Blueberry, cherry, strawberry, blackberry	4 / 0.005	0 / 0.000	0 / 0.000	7		
		<i>Scaptomyza pallida</i>	Onion	4 / 0.023	0 / 0.000	0 / 0.000	2		
Tephritidae		<i>Ceratitis capitata</i>	Apple, pear, tangerine, peach...	2 / 0.002	0 / 0.000	0 / 0.000	2		
Tipulidae		<i>Nephrotoma appendiculata</i>	Strawberry, raspberry	0 / 0.000	2 / 0.006	10 / 0.006	1		
		<i>Tipula oleracea</i>	Strawberry, hop	17 / 0.032	36 / 0.107	63 / 0.069	1		
		<i>Tipula pagana</i>	Strawberry, hop	0 / 0.000	0 / 0.000	2 / 0.004	1		
		<i>Tipula paludosa</i>	Strawberry, hop	0 / 0.000	1 / 0.003	1 / 0.001	1		
		<i>Tipula vernalis</i>	Cereals	1 / 0.001	0 / 0.000	5 / 0.003	6		
Hemiptera		Aphididae	<i>Acyrtosiphon pisum</i>	Pea, Bean	1 / 0.002	0 / 0.000	0 / 0.000	2	
	<i>Aphis fabae</i>		Apple, faba bean, bean...	0 / 0.000	2 / 0.005	0 / 0.000	1,2		
	<i>Rhopalosiphum padi</i>		Plum, peach, apricot, cereals	4 / 0.007	0 / 0.000	1 / 0.001	2		
	<i>Sitobion avenae</i>		Wheat, rye	3 / 0.005	0 / 0.000	0 / 0.000	2		
	Cicadellidae	<i>Asymmetrasca decedens</i>	Plum, almond, corn, raspberry...	3 / 0.003	0 / 0.000	0 / 0.000	2		
		<i>Cicadella viridis</i>	Apple, plum, almond	0 / 0.000	3 / 0.008	1 / 0.001	1,2		
		<i>Hebata decipiens</i>	Apple, potato, faba bean, lucerne	4 / 0.009	0 / 0.000	3 / 0.003	1		
		<i>Orientus ishidae</i>	Apple, hazel, walnut, cherry...	0 / 0.000	0 / 0.000	3 / 0.002	2		
		<i>Ribautiana debilis</i>	Blackberry	0 / 0.000	0 / 0.000	1 / 0.001	2		
		<i>Typhlocyba quercus</i>	Hazel, cherry, plum	0 / 0.000	0 / 0.000	2 / 0.001	2		
		<i>Zyginidia scutellaris</i>	Corn	2 / 0.003	0 / 0.000	0 / 0.000	2		
	Lygaeidae	<i>Kleidocerys resedae</i>	Hazel	6 / 0.008	0 / 0.000	1 / 0.001	2		
	Miridae	<i>Adelphocoris lineolatus</i>	Lucerne, sunflower, wheat	8 / 0.012	1 / 0.001	0 / 0.000	2		
		<i>Adelphocoris seticornis</i>	Lucerne	19 / 0.037	15 / 0.034	33 / 0.035	2		
		<i>Apolygus lucorum</i>	Sunflower, coriander	2 / 0.006	0 / 0.000	0 / 0.000	2		
		<i>Lygocoris pabulinus</i>	Apple, hop, beetroot	3 / 0.005	0 / 0.000	1 / 0.001	1,2		
		<i>Lygocoris rugicollis</i>	Apple	3 / 0.007	7 / 0.015	13 / 0.013	2		
		<i>Pantilius tunicatus</i>	Hazel	3 / 0.005	0 / 0.000	4 / 0.003	2		
		<i>Phylus melanocephalus</i>	Apple	0 / 0.000	0 / 0.000	3 / 0.002	2		
		<i>Pinalitus cervinus</i>	Hazel	3 / 0.005	1 / 0.003	21 / 0.017	2		
		<i>Stenotus binotatus</i>	Lucerne	2 / 0.005	0 / 0.000	3 / 0.001	2		
		Rhopalidae	<i>Liorhyssus hyalinus</i>	Rice, potato, lettuce, corn	1 / 0.001	0 / 0.000	0 / 0.000	2	
		Thelaxidae	<i>Thelaxes suberi</i>	Chestnut	0 / 0.000	4 / 0.011	0 / 0.000	2	
		Hymenoptera	Cynipidae	<i>Dryocosmus kuriphilus</i>	Chestnut	3 / 0.006	2 / 0.005	2 / 0.002	2
		Lepidoptera	Argyresthiidae	<i>Argyresthia albistria</i>	Cherry, plum	1 / 0.003	0 / 0.000	0 / 0.000	2
	<i>Argyresthia spinosella</i>			Plum	0 / 0.000	0 / 0.000	1 / 0.000	2	
	Blastobasidae		<i>Blastobasis decolorella</i>	Apple, pear, blackberry	8 / 0.010	35 / 0.108	49 / 0.053	3	
	Bucculatricidae		<i>Bucculatrix bechsteinella</i>	Apple, pear, quince, plum	1 / 0.002	0 / 0.000	1 / 0.001	2	
			<i>Bucculatrix demaryella</i>	Chestnut, hazel	7 / 0.014	0 / 0.000	0 / 0.000	2	
	Coleophoridae		<i>Bucculatrix ulmella</i>	Chestnut	8 / 0.011	0 / 0.000	5 / 0.004	2	
<i>Coleophora coracipennella</i>			Apple	0 / 0.000	0 / 0.000	1 / 0.000	2,4		
<i>Coleophora flavipennella</i>			Chestnut	2 / 0.003	0 / 0.000	4 / 0.003	2		
<i>Coleophora hemerobiella</i>			Apple, pear, plum, cherry	2 / 0.002	0 / 0.000	0 / 0.000	2		
<i>Coleophora lutipennella</i>			Chestnut	2 / 0.003	0 / 0.000	1 / 0.001	2		
<i>Coleophora serratella</i>			Apple, hazel	0 / 0.000	0 / 0.000	1 / 0.001	2		
<i>Coleophora siccifolia</i>			Apple	1 / 0.001	0 / 0.000	0 / 0.000	2		
<i>Coleophora siccifolia</i>			Apple	1 / 0.001	0 / 0.000	0 / 0.000	2		
Crambidae	<i>Agriphila tristella</i>		Wheat	0 / 0.000	0 / 0.000	2 / 0.002	2		
	<i>Agrotera nemoralis</i>		Chestnut, hazel	3 / 0.004	0 / 0.000	0 / 0.000	2		
	<i>Angustialius malacellus</i>		Corn	1 / 0.001	0 / 0.000	1 / 0.001	2		
	<i>Patania ruralis</i>		Hop	2 / 0.003	6 / 0.015	11 / 0.009	2		
	<i>Udea ferrugalis</i>		Strawberry	5 / 0.007	2 / 0.008	6 / 0.004	2		
Depressariidae	<i>Agonopterix heracliana</i>		Carrot	6 / 0.010	2 / 0.005	20 / 0.021	2		
	<i>Agonopterix yeatiana</i>		Carrot	1 / 0.003	2 / 0.006	3 / 0.002	2		
Drepanidae	<i>Carcina quercana</i>		Apple	7 / 0.022	3 / 0.005	31 / 0.023	2		
	<i>Cilix glaucata</i>		Apple, pear, plum	1 / 0.001	0 / 0.000	0 / 0.000	2		
	<i>Drepana curvatula</i>		Hazel	2 / 0.002	0 / 0.000	0 / 0.000	2		
Epermeniidae	<i>Thyatira batis</i>		Blackberry	0 / 0.000	2 / 0.008	3 / 0.003	2		
	<i>Epermenia aequidentellus</i>		Carrot	0 / 0.000	0 / 0.000	3 / 0.002	2		
	<i>Epermenia chaerophyllella</i>		Celery, carrot	0 / 0.000	0 / 0.000	1 / 0.001	2		

The table continues on the next page

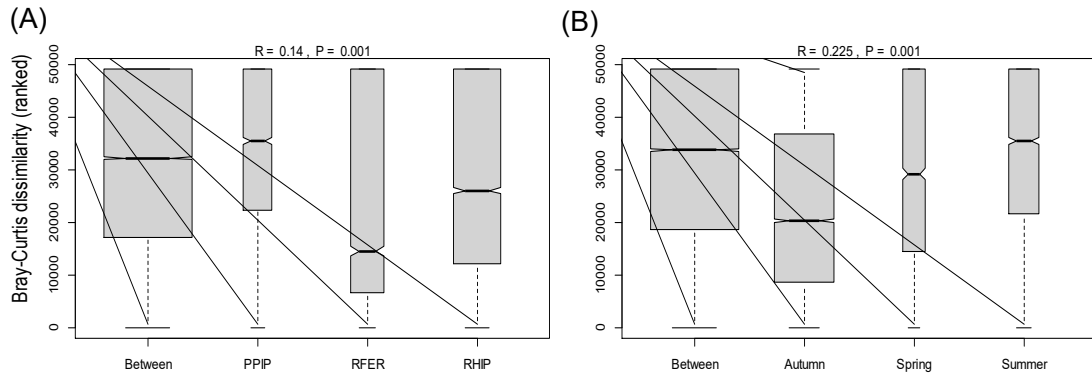
Order	Family	Species	Crop	<i>P. pipistrellus</i> (N=101)	<i>R. ferrumequinum</i> (N=112)	<i>R. hipposideros</i> (N=152)	Bibliographic source
	Erebidae	<i>Euproctis similis</i>	Apple	0 / 0.000	0 / 0.000	5 / 0.004	2
		<i>Hypana proboscidalis</i>	Hop	1 / 0.001	2 / 0.004	2 / 0.002	2
		<i>Lymantria dispar</i>	Apple	6 / 0.009	0 / 0.000	0 / 0.000	2,3
		<i>Lymantria monacha</i>	Apple, blueberry	0 / 0.000	1 / 0.001	0 / 0.000	2
		<i>Orgyia antiqua</i>	Apple, blueberry, pear, plum...	0 / 0.000	0 / 0.000	1 / 0.001	2,3
		<i>Phragmatobia fuliginosa</i>	Blackberry, lucerne	2 / 0.004	1 / 0.002	0 / 0.000	2
		<i>Spilosoma lubricipeda</i>	Apple, lucerne	0 / 0.000	4 / 0.009	1 / 0.001	2
		<i>Zanclognatha lunalis</i>	Blueberry	0 / 0.000	1 / 0.001	0 / 0.000	3
	Gelechiidae	<i>Aproaerema anthyllidella</i>	Faba bean	8 / 0.008	0 / 0.000	10 / 0.010	2
		<i>Hypatima rhomboidella</i>	Hazel	0 / 0.000	0 / 0.000	1 / 0.001	2
		<i>Parachronistis albiceps</i>	Hazel	0 / 0.000	0 / 0.000	1 / 0.001	2
		<i>Sitotroga cerealella</i>	Corn, wheat, rice	0 / 0.000	0 / 0.000	4 / 0.005	3
		<i>Teleiodes luculella</i>	Chesnut	3 / 0.012	0 / 0.000	2 / 0.002	2
		<i>Teleiodes waggae</i>	Chesnut, hazel	0 / 0.000	0 / 0.000	5 / 0.002	2
		<i>Tuta absoluta</i>	Tomato, potato, eggplant	7 / 0.012	0 / 0.000	2 / 0.003	2
	Geometridae	<i>Angerona prunaria</i>	Hazel, plum, cherry, blueberry	0 / 0.000	2 / 0.005	0 / 0.000	2
		<i>Cepphis adenaria</i>	Blueberry	0 / 0.000	0 / 0.000	1 / 0.001	2
		<i>Chloroclysta siterata</i>	Apple, hazel	0 / 0.000	0 / 0.000	1 / 0.001	2
		<i>Chloroclystis v-ata</i>	Blackberry	2 / 0.003	0 / 0.000	1 / 0.000	1
		<i>Ectropis crepuscularia</i>	Apple, plum, blueberry	2 / 0.003	2 / 0.006	1 / 0.001	2,3
		<i>Geometra papilionaria</i>	Hazel	1 / 0.002	1 / 0.001	0 / 0.000	2
		<i>Gymnoscelis rufifasciata</i>	Apple	1 / 0.002	3 / 0.007	2 / 0.002	3
		<i>Hypomecis punctinalis</i>	Apple, blueberry, blackberry	3 / 0.006	0 / 0.000	0 / 0.000	3
		<i>Jodis lactearia</i>	Apple, blueberry, hazel	1 / 0.002	0 / 0.000	0 / 0.000	3
		<i>Ligdia adustata</i>	Plum	1 / 0.001	0 / 0.000	1 / 0.001	2
		<i>Macaria alternata</i>	Apple	1 / 0.001	0 / 0.000	1 / 0.001	2
		<i>Opisthograptis luteolata</i>	Apple, plum, cherry	0 / 0.000	0 / 0.000	1 / 0.001	1,3
		<i>Paractropis similaria</i>	Walnut, hazel	0 / 0.000	0 / 0.000	1 / 0.001	2
		<i>Pasiphila rectangularata</i>	Apple, pear	0 / 0.000	0 / 0.000	2 / 0.001	2
		<i>Peribatodes rhomboidaria</i>	Apple, plum, blueberry	0 / 0.000	1 / 0.003	2 / 0.002	2
		<i>Scopula emutaria</i>	Lucerne, beetroot	1 / 0.001	2 / 0.006	0 / 0.000	2
		<i>Scopula floslactata</i>	Blueberry	0 / 0.000	0 / 0.000	1 / 0.000	2
		<i>Scopula nigropunctata</i>	Blueberry	1 / 0.001	2 / 0.003	0 / 0.000	2
		<i>Selenia bilunaria</i>	Hazel, blueberry	1 / 0.001	2 / 0.003	1 / 0.001	8
		<i>Selenia dentaria</i>	Hazel, blueberry	0 / 0.000	3 / 0.005	0 / 0.000	2
		<i>Xanthorhoe designata</i>	Cabbage	0 / 0.000	0 / 0.000	1 / 0.001	2
	Gracillariidae	<i>Acrocercops brongniardella</i>	Chestnut	3 / 0.003	0 / 0.000	2 / 0.002	2
		<i>Caloptilia alchimiella</i>	Chesnut	1 / 0.001	0 / 0.000	1 / 0.001	2
		<i>Caloptilia robustella</i>	Chesnut	0 / 0.000	0 / 0.000	8 / 0.006	2
		<i>Paromix devoniella</i>	Hazel	0 / 0.000	0 / 0.000	2 / 0.001	2
		<i>Paromix torquillella</i>	Plum, cherry	0 / 0.000	0 / 0.000	4 / 0.002	2
		<i>Phyllonorycter blancardella</i>	Apple	0 / 0.000	0 / 0.000	5 / 0.004	1,2
		<i>Phyllonorycter coryli</i>	Hazel	0 / 0.000	0 / 0.000	1 / 0.001	2
		<i>Phyllonorycter corylifoliella</i>	Apple, pear, cherry, quince	0 / 0.000	0 / 0.000	1 / 0.001	2
		<i>Phyllonorycter messaniella</i>	Chesnut	17 / 0.051	0 / 0.000	23 / 0.024	2
		<i>Phyllonorycter spinicolella</i>	Plum	0 / 0.000	0 / 0.000	1 / 0.001	2
	Hepialidae	<i>Triodia sylvina</i>	Carrot, hop	46 / 0.097	44 / 0.138	66 / 0.078	2
	Lasiocampidae	<i>Lasiocampa quercus</i>	Blueberry, hazel, blackberry	1 / 0.001	1 / 0.009	0 / 0.000	2
		<i>Macrothylacia rubi</i>	Apple, blueberry, strawberry, lucerne	0 / 0.000	2 / 0.004	0 / 0.000	2
	Lypusidae	<i>Diurnea fagella</i>	Apple, blueberry, apricot, hazel	1 / 0.001	1 / 0.002	0 / 0.000	2
	Nepticulidae	<i>Stigmella floslactella</i>	Hazel	1 / 0.001	0 / 0.000	0 / 0.000	2
		<i>Stigmella samiatella</i>	Chestnut	3 / 0.004	0 / 0.000	0 / 0.000	2
	Noctuidae	<i>Abrostola triplasia</i>	Hop	1 / 0.001	0 / 0.000	0 / 0.000	2
		<i>Acronicta tridens</i>	Apple, almond	0 / 0.000	0 / 0.000	1 / 0.001	2
		<i>Agrotis exclamationis</i>	Carrot	7 / 0.011	0 / 0.000	3 / 0.002	2
		<i>Agrotis ipsilon</i>	Potato, corn, vines, beetroot	0 / 0.000	2 / 0.004	0 / 0.000	2
		<i>Agrotis segetum</i>	Apple, pea, potato, cabbage	0 / 0.000	1 / 0.002	1 / 0.000	3
		<i>Chrysodeixis chalcites</i>	Pepper, potato, celery	0 / 0.000	4 / 0.011	1 / 0.001	2
		<i>Colocasia coryli</i>	Apple, hazel, chestnut	0 / 0.000	1 / 0.001	0 / 0.000	2
		<i>Euplexia lucipara</i>	Hazel, blackberry	0 / 0.000	1 / 0.002	0 / 0.000	2
		<i>Helicoverpa armigera</i>	Apple, cabbage, pepper, corn...	0 / 0.000	0 / 0.000	1 / 0.001	1
		<i>Lacanobia blenna</i>	Beetroot	1 / 0.001	0 / 0.000	0 / 0.000	2
		<i>Luperina testacea</i>	Wheat, oat	0 / 0.000	1 / 0.002	1 / 0.001	2
		<i>Moma alpium</i>	Chestnut	0 / 0.000	1 / 0.002	0 / 0.000	2
		<i>Mythimna loreyi</i>	Corn, wheat, avena, rice	0 / 0.000	1 / 0.002	2 / 0.003	2
		<i>Mythimna pallens</i>	Corn, wheat, avena, rice	2 / 0.004	0 / 0.000	1 / 0.001	2
		<i>Mythimna unipuncta</i>	Corn, wheat, avena, rice	39 / 0.079	74 / 0.234	89 / 0.110	2
		<i>Peridroma saucia</i>	Cabbage, lettuce, potato	0 / 0.000	0 / 0.000	6 / 0.006	2
		<i>Phlogophora meticulosa</i>	Blueberry, strawberry, faba bean, lettuce.	0 / 0.000	1 / 0.002	0 / 0.000	2
		<i>Protodeltote pygarga</i>	Raspberry	1 / 0.002	2 / 0.003	9 / 0.008	2
		<i>Xestia c-nigrum</i>	Blackberry, beetroot	1 / 0.002	0 / 0.000	0 / 0.000	2
	Nolidae	<i>Meganola albula</i>	Strawberry, blackberry	2 / 0.003	0 / 0.000	0 / 0.000	2
		<i>Pseudopsis prasinana</i>	Hazel, chestnut	0 / 0.000	0 / 0.000	1 / 0.002	2
	Plutellidae	<i>Plutella xylostella</i>	Cabbage	4 / 0.014	2 / 0.011	4 / 0.005	2
	Pterophoridae	<i>Amblyptilia acanthadactyla</i>	Blueberry	0 / 0.000	0 / 0.000	1 / 0.000	2
		<i>Crombrugghia distans</i>	Lettuce	0 / 0.000	0 / 0.000	1 / 0.001	2
	Pyralidae	<i>Cryptoblabes gnidiella</i>	Citrus	1 / 0.001	0 / 0.000	0 / 0.000	2
		<i>Endotricha flammealis</i>	Blueberry	10 / 0.015	3 / 0.006	9 / 0.006	9
		<i>Ephestia elutella</i>	Walnut, chestnut, tobacco, rice	0 / 0.000	1 / 0.002	0 / 0.000	3
		<i>Oncocera semirubella</i>	Lucerne	18 / 0.034	2 / 0.003	15 / 0.015	2

The table continues on the next page

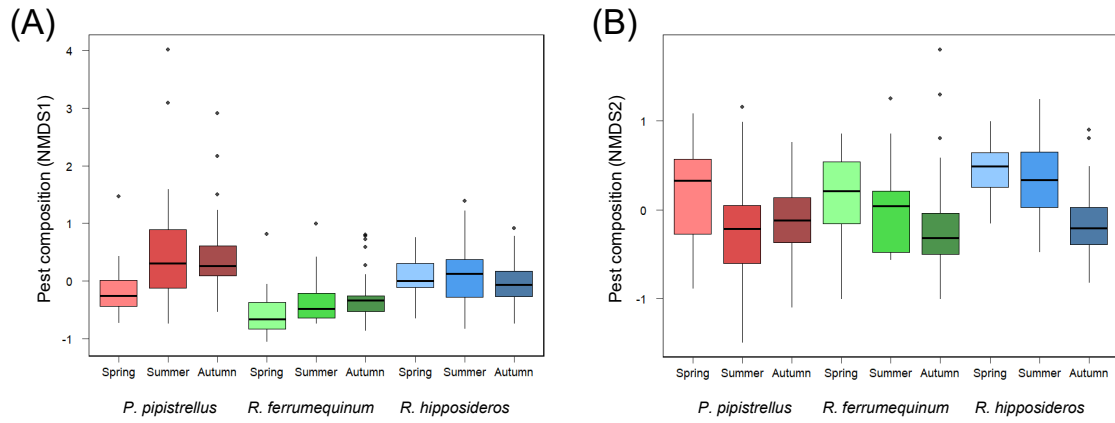
Order	Family	Species	Crop	<i>P. pipistrellus</i> (N=101)	<i>R. ferrugineum</i> (N=112)	<i>R. hipposideros</i> (N=152)	Bibliographic source
	Schreckensteiniid	<i>Schreckensteinia festaliella</i>	Blackberry, hazel	3 / 0.004	1 / 0.002	21 / 0.016	2
	Sphingidae	<i>Mimas tiliae</i>	Apple, pear, chestnut, hazel	0 / 0.000	1 / 0.009	0 / 0.000	2
	Tischeriidae	<i>Coptotriche marginea</i>	Blackberry	2 / 0.003	1 / 0.001	2 / 0.003	2
		<i>Tischeria ekebladella</i>	Chestnut	14 / 0.034	0 / 0.000	5 / 0.003	2
	Tortricidae	<i>Acleris cristana</i>	Apple, pear, plum	1 / 0.001	0 / 0.000	2 / 0.002	2,3
		<i>Acleris variegana</i>	Apple, blueberry, pear, plum...	3 / 0.003	1 / 0.002	5 / 0.004	1,2
		<i>Ancyliis selenana</i>	Apple, pear	3 / 0.003	0 / 0.000	7 / 0.007	2
		<i>Archips podanus</i>	Apple, blueberry, pear, plum...	4 / 0.006	1 / 0.002	14 / 0.011	1,2
		<i>Celypha lacunana</i>	Blueberry, raspberry	3 / 0.003	0 / 0.000	28 / 0.028	2
		<i>Celypha rivulana</i>	Blueberry	3 / 0.003	0 / 0.000	1 / 0.000	2
		<i>Clepsis consimilana</i>	Apple	1 / 0.001	2 / 0.005	5 / 0.004	3
		<i>Cnephasia incertana</i>	Apple, cabbage, vines	9 / 0.014	5 / 0.015	45 / 0.051	1,2
		<i>Cnephasia stephensiana</i>	Cabbage, faba bean	2 / 0.004	0 / 0.000	7 / 0.005	2
		<i>Cydia amplana</i>	Chestnut, hazel, walnut	12 / 0.021	0 / 0.000	7 / 0.005	2
		<i>Cydia fagiglandana</i>	Chestnut, hazel	0 / 0.000	0 / 0.000	1 / 0.001	2
		<i>Cydia pomonella</i>	Apple	2 / 0.004	2 / 0.004	14 / 0.015	1,2
		<i>Cydia splendana</i>	Chesnut	20 / 0.040	8 / 0.022	43 / 0.053	1,2
		<i>Ditula angustiorana</i>	Apple, blueberry	1 / 0.001	0 / 0.000	2 / 0.002	1,2
		<i>Epagoge grotiana</i>	Blueberry	4 / 0.007	0 / 0.000	1 / 0.001	2
		<i>Epinotia solandriana</i>	Hazel	0 / 0.000	0 / 0.000	1 / 0.000	2
		<i>Epinotia tenerana</i>	Hazel	0 / 0.000	0 / 0.000	5 / 0.004	2
		<i>Eucosma conterminana</i>	Lettuce	1 / 0.002	1 / 0.003	3 / 0.002	2
		<i>Eupoecilia ambiguella</i>	Vines	2 / 0.006	0 / 0.000	6 / 0.004	2
		<i>Grapholita funebrana</i>	Plum, cherry, almond, peach	1 / 0.002	0 / 0.000	1 / 0.000	1,2
		<i>Gypsonoma dealbana</i>	Hazel	1 / 0.003	0 / 0.000	15 / 0.014	1,2
		<i>Hedya ochroleucana</i>	Apple	2 / 0.004	0 / 0.000	2 / 0.001	1
		<i>Hedya pruniana</i>	Apple, plum, cherry, pear	0 / 0.000	0 / 0.000	2 / 0.002	2
		<i>Lobesia reliquana</i>	Cherry	1 / 0.002	0 / 0.000	1 / 0.001	2
		<i>Lozotaenia forsterana</i>	Blueberry, raspberry	0 / 0.000	0 / 0.000	1 / 0.001	2
		<i>Notocelia cynosbatella</i>	Quince	0 / 0.000	0 / 0.000	4 / 0.004	2
		<i>Notocelia uddmanniana</i>	Blackberry, raspberry	0 / 0.000	1 / 0.005	4 / 0.003	2
		<i>Pammene fasciana</i>	Chesnut	3 / 0.007	0 / 0.000	1 / 0.002	1,2
		<i>Pammene germmana</i>	Plum	1 / 0.003	0 / 0.000	5 / 0.003	2
		<i>Pandemis cerasana</i>	Apple, hazel, blueberry	0 / 0.000	0 / 0.000	3 / 0.003	2,3
		<i>Pandemis corylana</i>	Hazel	2 / 0.004	0 / 0.000	1 / 0.001	2
		<i>Pandemis heparana</i>	Apple, blueberry	16 / 0.031	14 / 0.041	42 / 0.040	1,2
		<i>Rhopobota naevana</i>	Apple, blueberry	2 / 0.004	1 / 0.002	8 / 0.008	1,2
		<i>Spatalistis bifasciana</i>	Blueberry	20 / 0.031	1 / 0.001	48 / 0.048	3
		<i>Spilonota ocellana</i>	Apple	3 / 0.004	0 / 0.000	8 / 0.005	2
		<i>Syndemis musculana</i>	Apple	0 / 0.000	0 / 0.000	2 / 0.002	1,2
	Yponomeutidae	<i>Swammerdamia pyrella</i>	Apple	1 / 0.001	0 / 0.000	1 / 0.001	1,2,4
	Ypsolophidae	<i>Ypsolopha parenthesesella</i>	Hazel	0 / 0.000	0 / 0.000	2 / 0.002	2

#### Bibliographic sources:

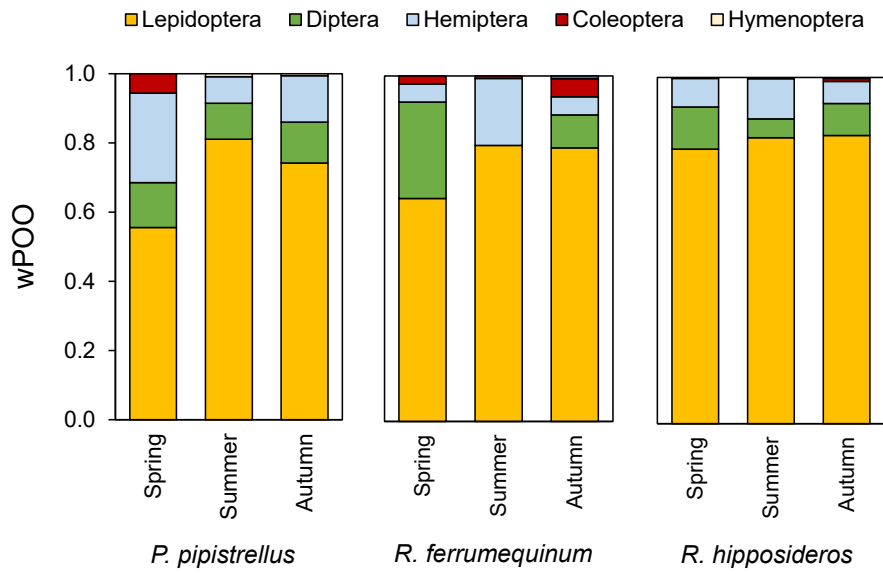
- 1 Alford, D.V. 2007. Pests of fruit crops. A colour handbook. Manson Publishing.
- 2 Plant parasites of Europe (<https://bladminieerders.nl/>)
- 3 HOSTS - a Database of the World's Lepidopteran Hostplants (<https://data.nhm.ac.uk/dataset/hosts>)
- 4 UK Moths (<https://ukmoths.org.uk/>)
- 5 Albouy, V., & Richard, D. (2022). Coléoptères d'Europe. Delachaux et Niestlé.
- 6 Heungens, A. (1980). Noxious fly grubs in agriculture [*Tipula paludosa*, *T. oleracea*, *T. vernalis*, *Nephrotoma maculata*, *Bibio marci*, *B. hortulanus*; damage to pastures and cereals; biology; control. Agricontact (Belgium), (108).
- 7 Rota-Stabelli et al. (2013). *Drosophila suzukii*. Current Biology, 23(1), R8-R9.
- 8 Belgian Biodiversity Project (<https://www.biodiversity.be/>)
- 9 Boyes et al. (2023). The genome sequence of the Rose-flounced Tabby, *Endotricha flammealis* (Denis & Schiffermüller, 1775). Wellcome Open Research, 8, 516.



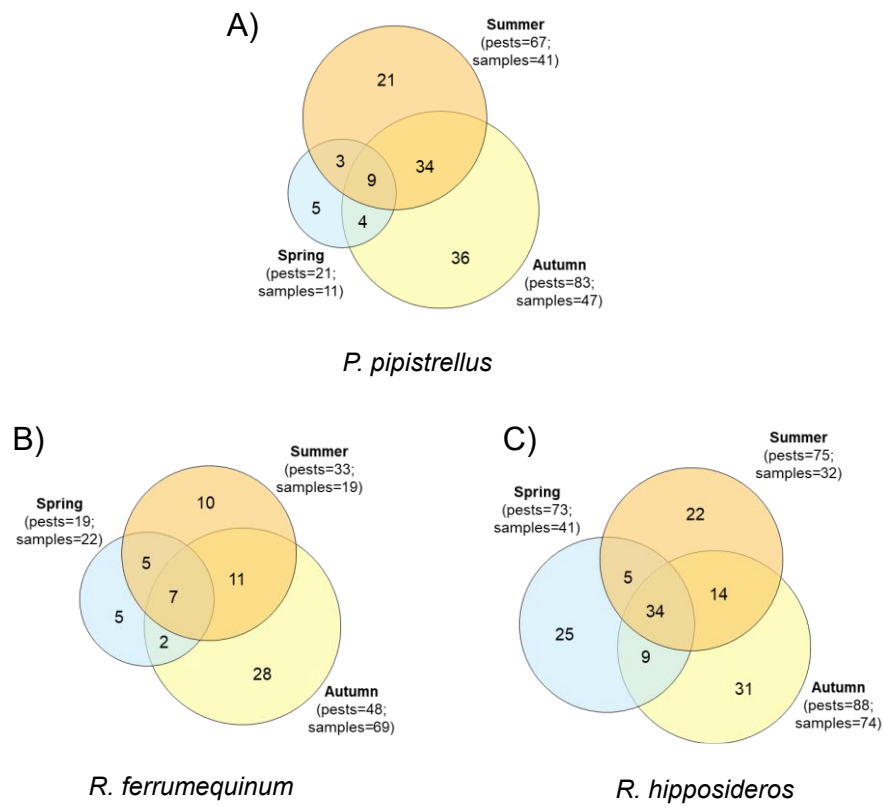
**Figure S1.** Distributions of Bray-Curtis distance ranges between pairs of points established between different groups or within a group according to ANOSIM analysis for bat species (A) and seasons (B). PPIP = *Pipistrellus pipistrellus*, RFER = *Rhinolophus ferrumequinum*, and RHIP = *Rhinolophus hipposideros*.



**Figure S2.** Pest composition (scores for nonmetric multidimensional scaling ordination (NMDS) dimensions 1 and 2) for faecal samples of *Pipistrellus pipistrellus*, *Rhinolophus ferrumequinum* and *Rhinolophus hipposideros* across the seasons in Asturias, Spain. Boxplots indicate 25–75% quartiles (box boundaries), median (horizontal line inside the box), the largest and smallest observed values within 1.5 times the interquartile range (vertical lines) and outliers (small circles).



**Figure S3.** Proportion (wPOO) of crop pests classified by order consumed by *Pipistrellus pipistrellus*, *Rhinolophus ferrumequinum* and *Rhinolophus hipposideros* across the seasons in Asturias, Spain.



**Figure S4.** Venn diagrams representing the number of shared or specific crop pests detected in each season for (A) *Pipistrellus pipistrellus*, (B) *Rhinolophus ferrumequinum* and (C) *Rhinolophus hipposideros* in Asturias, Spain.